

Jayco | 2024 Seneca XT Super Class C Motorhome



SENECA XT

POWER & LUXURY COMBINED



2+3
YEAR | YEAR
WARRANTY

INTERIOR DESIGN



WOOD SELECTIONS

ARCADIAN ASH



Top Cabinets



Bottom Cabinets

HUNTINGTON



All Cabinets

FABRIC SELECTIONS

WARM RIVER




Main Fabric



Furniture



Floor



Countertop

COLD SPRINGS




Main Fabric



Furniture



Floor



Countertop

OPTIONS

A



15 Cu. Ft. Fridge

B



Power Theater Sofa

29T



32U

OPTIONS: A, B



35L

OPTIONS: A, B



EXTERIOR SELECTIONS



Backwoods Adventure Full-Body Paint



Desert Storm Full-Body Paint



Mountain Meadow Full-Body Paint



Sandatorm Full-Body Paint



Scorched Full-Body Paint



Summer Storm Full-Body Paint

STANDARDS & OPTIONS

CUSTOMER VALUE PACKAGE

JRide® Premium: Computer-balanced driveshaft, heavy-duty front and rear stabilizer bars, Hellwig® helper springs, Koni® shocks
 One-piece, seamless, fiberglass front cap with auxiliary flood lights
 One-piece, seamless, fiberglass rear cap with auxiliary flood lights (32U, 35L)
 Automotive-bonded, panoramic window in front cap with power shade
 15,000 BTU A/C unit with heat pump and second 13,500 BTU A/C unit
 Electric, wind-sensing, legless patio awning with LED lights
 2,000W pure sine wave inverter
 200W solar panel with dual controller
 Starlink satellite internet system
 Backup and side-view cameras
 Two-burner induction cooktop
 10 cu. ft. 12V refrigerator (29T)
 18 cu.ft. residential refrigerator (32U, 35L)
 Convection microwave oven

DRIVING

Ford® F550 4X4 chassis (29T)
 Ford® F600 4X4 chassis (32U, 35L)
 GVWR - 19,500 lb. (29T); 22,000 lb. (32U, 35L)
 GCWR - 31,500 lb. (29T); 34,000 lb. (32U, 35L)
 6.7L Power Stroke V8 Turbo diesel engine with block heater - 330 HP at 2,200 RPM and 950 ft. lb. torque at 1,800 RPM
 10 speed automatic transmission
 332-amp alternator (dual)
 All-terrain tires - 245/70R19.5
 HiSpec matte black aluminum rims
 2 in. BDS radius arm suspension lift
 12,000 lb. rear hitch receiver
 7-pin plug
 Ford® AdvanceTrac® with RSC® (roll stability control) and trailer sway control
 Integrated trailer brake controller
 Single chassis battery (750 CCA 78 AH)
 Dual fuel tanks (26.5 gal. and 40 gal.)
 Ford® SYNC® 3 infotainment center with navigation
 Audible lane departure warning
 Pre-Collision Assist® with automatic emergency braking (AEB)
 SOS Post Crash Alert System™
 Driver and passenger airbags
 Safety Canopy® system with roll-fold side-curtain airbags
 Remote keyless entry and perimeter anti-theft alarm
 SecuriLock® anti-theft ignition
 Quad dual-beam halogen headlights
 Rainlamp wiper activated headlights
 Remote start
 Adjustable gas/brake pedals
 Individual tire pressure monitoring system (TPMS)
 Cruise control
 Power windows and door locks
 Auxiliary start switch
 8-way power driver seat
 Tilt steering wheel

EXTERIOR

StrongholdVBL™ roof, floor and sidewalls
 Bead-foam insulation (R-24 max roof, R-9 max floor and R-8 max walls)
 One-piece, seamless, crowned fiberglass roof
 Premium Sikkens full-body paint
 Automatic hydraulic leveling jacks
 Electric-powered entrance steps

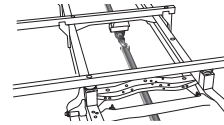
Slideout cover awnings
 Exterior entertainment center with outside speakers, LED HD Smart TV and Bluetooth® receiver
 Winegard® In-motion satellite dish
 Full pass-through storage compartments with lockable slam latch doors
 Flush-mount LED marker lights
 Third brake light
 Roof ladder
 KING Jack™ antenna
 Cable TV hookup with RG-6 coax
 Onan® 6,000W Quiet Diesel generator and auto-gen start
 (2) 6V AGM house batteries
 Transfer switch with reverse polarity protection
 50-amp service
 24.5 gal. propane tank (83 lb.)
 LP quick-connect hookup
 Exterior utility center
 Winterization drain system
 Black tank flush
 Outside shower
 12V demand water pump
 Water filtration system

INTERIOR

Custom-molded ABS surround in cab-over area
 Overhead bunk with 750 lb. capacity
 Firefly total coach control system with wall-mounted touchscreen and mobile app
 84 in. interior ceiling height with padded vinyl ceiling
 High-intensity, recessed LED ceiling lights
 Raised-panel hardwood cabinet doors and drawer fronts
 Deluxe hidden cabinet hinges
 Ball-bearing drawer guides
 30,000 BTU auto-ignition furnace
 10 gal. gas/electric water heater
 Furion® electric fireplace (35L)
 Jayco-exclusive, easy-operation legless dinette table (32U, 35L)
 2-point lap safety belts in all designated seating locations
 Car seat tethers (select floorplans)
 LED HD Smart TV in living area
 LED HD Smart TV in bedroom (32U, 35L)
 LED-lit, solid-surface kitchen countertops with recessed stainless steel sink and sink covers
 Pull-out countertop extension (select models)
 Decorative shower surround with glass door, skylight and light
 Macerating porcelain toilet
 Powered roof vent in bathroom with wall switch
 Rear U-shaped power sofa converts to 80 in. x 96 in. bed (29T)
 Walk-around, king-size bed with bedspread and nightstands (32U, 35L)
 Under-bed storage (select models)
 Large wardrobes
 Smoke alarm
 Carbon monoxide detector
 Fire extinguisher

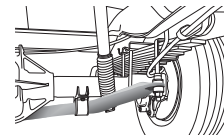
OPTIONS

Ford® F600 chassis upgrade (29T)
 Power theater seating (32U, 35L)
 15 cu. ft. 12V refrigerator (32U, 35L)
 Combination washer/dryer (35L)
 Canadian Shaw® TRAV'LER® satellite dish
 Winegard® TRAV'LER® satellite dish - DIRECTV®



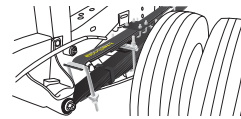
COMPUTER-BALANCED DRIVESHAFT

Ensures smooth and efficient power transfer to the wheels



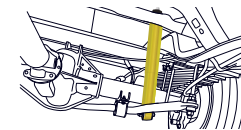
HEAVY-DUTY FRONT & REAR STABILIZER BARS

A larger bar and polyurethane bushings, instead of rubber, transfer power faster for extra support, more stability and easier handling



HELLWIG® HELPER SPRINGS

Work with the chassis' existing springs to give the RV more support, improving stability under heavy loads



KONI® SHOCK ABSORBERS

Controls bounce and sway when driving over expansion joints and rough roads

FLOORPLAN	GVWR (lbs.)	GCWR (lbs.)	WHEEL BASE	OVERALL LENGTH	EXTERIOR HEIGHT WITH SATELLITE AND A/C	EXTERIOR WIDTH	INTERIOR HEIGHT	FRESH WATER CAPACITY (gal.)	GRAY WASTE WATER CAPACITY (gal.)	BLACK WASTE WATER CAPACITY (gal.)
29T	19,500	31,500	205"	30' 2"	12'	101"	84"	72	43	43
32U	22,000	34,000	227"	34' 3"	12'	101"	84"	64	38	30
35L	22,000	34,000	258"	37' 4"	12'	101"	84"	64	30	30

Meet your Jayco Dealer

LaMESA REC VAN
 LaMesaRV.com
 800-496-8778



Scan QR code for specification definitions



Some specs at the time of print may include estimates. For the most updated information, please visit Jayco.com

Jayco, Inc. | P.O. Box 460 | Middlebury, IN 46540
 See dealer for further information and prices. All information in this brochure and on www.jayco.com is the latest available at the time of publication approval. Jayco reserves the right to make changes and to discontinue models without notice or obligation. Photography may show optional equipment or props used for decoration purposes only. RVs built for sale in Canada may differ to conform to Canadian codes. JAYCO and the JAYCO BIRD IN FLIGHT are registered trademarks of Jayco, Inc. Printed in USA 10/23 ©2023 Jayco, Inc.

Jayco - Part of Jayco Family of Companies